

# Bank of Queensland Limited

10 November 2022

## Disclaimer

*This bond or financial product has not been reviewed or recommended by FIIG research nor should this document be considered as credit research. This Factsheet is only a summary document, designed to assist Investors identify the key elements of the company bond or financial product referred to in this document and should be read in conjunction with the other offering documentation available in relation to the financial products. This Factsheet is not complete information concerning any financial product and should not be relied on as such.*

## Issuer Outline

Bank of Queensland Ltd (BOQ) is one of Australia's leading regional banks, established in 1874. It is listed on the ASX with a market capitalisation of AUD4.8bn as at 31 October 2022. It has evolved from a Queensland focused, retail branch-based bank to a national diversified financial services business.

BOQ provides banking, financial services and insurance products, mainly to retail, SME and commercial clients. Although it lends throughout Australia, close to half of its business is concentrated in Queensland. BOQ is the ninth-largest retail and commercial bank in Australia.

Sector: Financials  
Sub-sector: Insurance & Banks  
Country: Australia  
Ownership: Public

## Key Financials (AUDm)

LTM (31 Aug)	2022
Net interest income	1,529
Non-interest income	153
NPAT	426
Gross loans & advances (GLA)	81,250
Total Assets	99,930
Customer deposits	60,489
Net interest margin (%)	1.74%
Credit loss provisions (% of GLAs)	0.47%
CET1 ratio (%)	9.57

Source: FIIG Securities, Company

## Summary Bond Details

ISIN	Issue Amount	Ranking	Coupon	Coupon Frequency	First Call <sup>1</sup>	Maturity Date
AU3FN0042339	AUD 200m	Sub. Unsec. T2	3M BBSW + 1.85%	Quarterly	1 May 2023	1 May 2028
AU3FN0060091	AUD 250m	Sub. Unsec. T2	3M BBSW + 1.60%	Quarterly	29 Jul 2026	29 Jul 2031
AU3FN0064408	AUD 400m	Sub. Unsec. T2	3M BBSW + 1.75%	Quarterly	19 May 2027	19 May 2032

<sup>1</sup>Excludes potential terms that would allow the issuer to redeem prior to the maturity date through a make-whole call.

*The contents of this document are copyright. Other than under the Copyright Act 1968 (Cth), no part of it may be reproduced, distributed or provided to a third party without FIIG's prior written permission other than to the recipient's accountants, tax advisors and lawyers for the purpose of the recipient obtaining advice prior to making any investment decision. FIIG asserts all of its intellectual property rights in relation to this document and reserves its rights to prosecute for breaches of those rights.*

## Bank of Queensland Limited

### Tier 2 Structure

Interest Deferral/Cancellation	Interest is deferrable and cumulative if, prior to the payment of interest, the issuer is not solvent or would not be solvent after payment.
Non-Viability Trigger	Yes, standard Basel III compliant non-viability trigger. If APRA determines the issuer is at risk of becoming non-viable, the terms of the notes indicate that the primary method of loss absorption will be via conversion of the subordinated notes into equity, in-part or in full.

### Strengths

- Focus on low-risk residential lending:** BOQ's core business is low risk, with predominantly a retail focused operating model, utilising multi-brand strategy (Virgin Money, ME Bank) to diversify its geographic and demographic exposures. Its business is focussed primarily across residential mortgages and small and midsize enterprise (SME) lending. Residential mortgages account for more than 75% of total loans (see Figure 2), given the favourable backdrop for housing performance over the last decade (very accommodative interest rates and stable employment conditions). Asset quality metrics are solid with low credit losses at approximately 0.19% of total GLA's. The bank also maintains ample credit loss provisions, currently 85bps of customer loans. The recent addition of ME Bank delivers material scale, broadly doubles BOQ's retail bank size and provides further geographic diversification.

Figure 1: Loans diversification by Geography

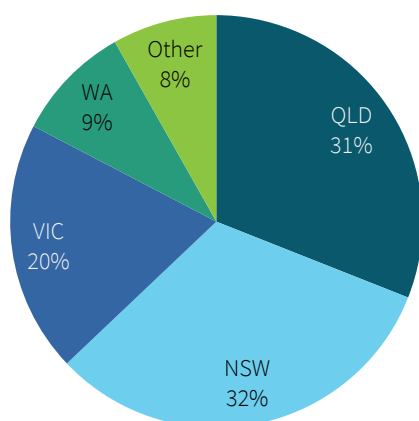
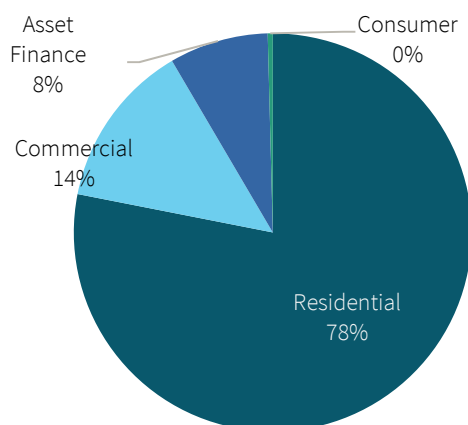


Figure 2: Loans diversification by Type



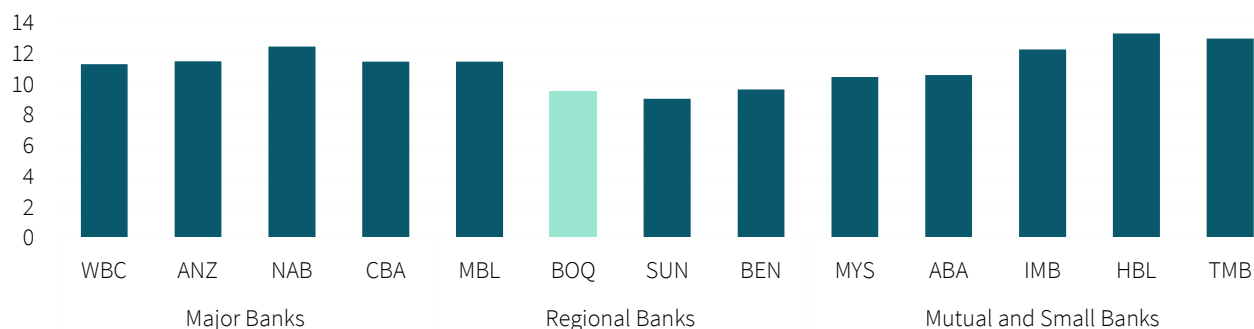
Source: Company

- Sound capital and funding structure:** BOQ's core measure of capital, its Common Equity Tier 1 ratio, is sound at 9.6%, which is at the mid-point of immediate peers (albeit, toward the lower-end of country-wide averages). The Bank is also well-funded, with retail customer deposits providing approximately 67% of the bank's funding needs. While neither of these metrics is an outlier compared with sector averages, they are reflective of a mid-tier regional bank with a solid funding structure with limited reliance on confidence-sensitive forms of funding.

The contents of this document are copyright. Other than under the Copyright Act 1968 (Cth), no part of it may be reproduced, distributed or provided to a third party without FIIG's prior written permission other than to the recipient's accountants, tax advisors and lawyers for the purpose of the recipient obtaining advice prior to making any investment decision. FIIG asserts all of its intellectual property rights in relation to this document and reserves its rights to prosecute for breaches of those rights.

## Bank of Queensland Limited

Figure 3: Bank Regulatory Tier 1 Capital Ratios (not exhaustive)



Source: Company

- ME Bank acquisition improves scale:** The acquisition of ME Bank in mid-2021 should drive growth and improve BOQ's exposure to markets outside Queensland (which it was previously heavily weighted in). The acquisition places BOQ as the largest regional bank in Australia, overtaking Bendigo and Adelaide Bank (BEN). ME Bank should also provide BOQ access to origination pipelines in Melbourne, Australia's fastest growing city. We expect these factors, and increased economies of scale, will help BOQ remain competitive against BEN and other regional peers.
- Sound macro environment and regulatory oversight:** Australian financial institutions benefit from operating in an economy characterised as having a very high degree of economic resilience with low susceptibility to event risk. While the Australian economy has recovered relatively strongly from the direct impacts of the pandemic, the current high inflation environment and associated interest rate increases by the Reserve Bank of Australia have the potential to put strain on the post-pandemic recovery, with increased pressure on consumers. The current low level of unemployment and significant savings accumulated over the past two years should provide a buffer. Nevertheless, BOQ maintains adequate level of credit provisioning to account for this uncertain outlook. Australian banks including BOQ are overseen by a highly regarded prudential regulator, APRA, who oversees banking, insurance and superannuation, with the aim of maintaining the integrity, safety and soundness of financial institutions.

### Risks

- Small market share and concentrated business base:** Given that the bank predominantly focuses on residential lending, BOQ's earnings are sound, with net interest income accounting for nearly 90% of operating revenues. Despite BOQ's sound and defensible business base, its market share is quite small at just over 2% of system assets. The bank also has a relatively higher cost-to-income ratio (of 55.7% as of 31 August 2022) compared to its peers. These factors can leave the bank and its business volumes susceptible to competitive and margin (profitability) pressures, which are unlikely to moderate in the near term. The performance of BOQ's niche segments, including BOQ Finance (asset finance), BOQ Specialist (banking services to medical, dental, veterinary and accounting professionals), and Virgin Money, have performed relatively well in recent periods, providing some margin offset. However, given mortgage lending accounts for 78% of its lending base, the bank is likely to remain susceptible to volume and margin pressures while system credit growth remains modest.
- Funding profile susceptible to competitive pressure:** Customer deposits make-up the majority of BOQ's funding profile. The four major banks in Australia hold a dominant market position, and should they choose or are forced to compete more aggressively for customer deposits, it leaves smaller banks like BOQ, vulnerable.

### Risks relevant to Subordinated Unsecured Tier 2 Instrument

- Deeply subordinated ranking:** Tier 2 are unsecured and deeply subordinated instruments, ranking ahead only of ordinary shares and additional Tier 1 (AT1) hybrids. Tier 2 rank behind senior creditors, which includes depositors, senior unsecured

The contents of this document are copyright. Other than under the Copyright Act 1968 (Cth), no part of it may be reproduced, distributed or provided to a third party without FIIG's prior written permission other than to the recipient's accountants, tax advisors and lawyers for the purpose of the recipient obtaining advice prior to making any investment decision. FIIG asserts all of its intellectual property rights in relation to this document and reserves its rights to prosecute for breaches of those rights.

## Bank of Queensland Limited

and senior non-preferred creditors (mostly relevant for European banks, only), noting that Tier 2 instruments will rank ahead of AT1 hybrids.

- **Optional call dependent on regulatory approval:** Tier 2 and AT1 notes include an early call feature where the face value of the notes may be repaid early in cash from a given date stated in the terms and conditions of the instrument. The optional redemption requires regulatory approval, which may not be provided.

In general, regulators are unlikely to provide approval for a Tier 2 or AT1 instrument to be called if it results in a reduction in the issuer's capitalisation; regulators are unlikely to provide approval for a redemption or resale unless the issuer has, or is expected to, issue an instrument of similar size to replace the instrument subject to that call. To the extent the optional call was expected not to be exercised, it is likely that the price of the notes will be negatively affected, with this negative price movement being potentially material.

- **Conversion or write-down following a Non-Viability Trigger Event:** A Non-Viability Trigger Event occurs when APRA determines conversion to ordinary shares (or write-off) of some or all of an issuer's contingent capital securities (AT1 and Tier 2) is necessary to prevent that financial institution becoming non-viable. Whether a non-viability trigger event will occur is solely at the discretion of APRA. APRA does not define what constitutes a non-viability event and there are currently no precedents under Basel III to determine non-viability. If such an event occurs, the issuer may be required to convert some or all of its AT1 or Tier 2 notes into ordinary shares. In a more severe scenario, the issuer may be required to write-off the value of these notes. We note that it is expected that the conversion / write-off would be expected to be applied first to AT1 hybrids and only then to the Tier 2 if the AT1 conversion / write-off was not sufficient to restore the issuer to a viable position.
- **Capped equity conversion:** Conversion of Tier 2 and AT1 notes following a capital trigger event (for AT1 only) or a non-viability trigger event is subject to a maximum number of shares being issued. As such, if the notes are converted into ordinary shares, the value of ordinary shares an investor receives may be significantly less than the face value of their notes.

---

*The contents of this document are copyright. Other than under the Copyright Act 1968 (Cth), no part of it may be reproduced, distributed or provided to a third party without FIIG's prior written permission other than to the recipient's accountants, tax advisors and lawyers for the purpose of the recipient obtaining advice prior to making any investment decision. FIIG asserts all of its intellectual property rights in relation to this document and reserves its rights to prosecute for breaches of those rights.*

---

## Bank of Queensland Limited

*The contents of this document are copyright. Other than under the Copyright Act 1968 (Cth), no part of it may be reproduced or distributed to a third party without FIIG's prior written permission other than to the recipient's accountants, tax advisors and lawyers for the purpose of the recipient obtaining advice prior to making any investment decision. FIIG asserts all of its intellectual property rights in relation to this document and reserves its rights to prosecute for breaches of those rights.*

*Certain statements contained in the information may be statements of future expectations and other forward-looking statements. These statements involve subjective judgement and analysis and may be based on third party sources and are subject to significant known and unknown uncertainties, risks and contingencies outside the control of the company which may cause actual results to vary materially from those expressed or implied by these forward looking statements. Forward-looking statements contained in the information regarding past trends or activities should not be taken as a representation that such trends or activities will continue in the future. You should not place undue reliance on forward-looking statements, which speak only as of the date of this report. Opinions expressed are present opinions only and are subject to change without further notice.*

*No representation or warranty is given as to the accuracy or completeness of the information contained herein. There is no obligation to update, modify or amend the information or to otherwise notify the recipient if information, opinion, projection, forward-looking statement, forecast or estimate set forth herein, changes or subsequently becomes inaccurate.*

*FIIG shall not have any liability, contingent or otherwise, to any user of the information or to third parties, or any responsibility whatsoever, for the correctness, quality, accuracy, timeliness, pricing, reliability, performance or completeness of the information. In no event will FIIG be liable for any special, indirect, incidental or consequential damages which may be incurred or experienced on account of the user using information even if it has been advised of the possibility of such damages.*

*FIIG provides general financial product advice only. As a result, this document, and any information or advice, has been provided by FIIG without taking account of your objectives, financial situation and needs. Because of this, you should, before acting on any advice from FIIG, consider the appropriateness of the advice, having regard to your objectives, financial situation and needs. If this document, or any advice, relates to the acquisition, or possible acquisition, of a particular financial product, you should obtain a product disclosure statement relating to the product and consider the statement before making any decision about whether to acquire the product. Neither FIIG, nor any of its directors, authorised representatives, employees, or agents, makes any representation or warranty as to the reliability, accuracy, or completeness, of this document or any advice. Nor do they accept any liability or responsibility arising in any way (including negligence) for errors in, or omissions from, this document or advice. Any reference to credit ratings of companies, entities or financial products must only be relied upon by a 'wholesale client' as that term is defined in section 761G of the Corporations Act 2001 (Cth). FIIG strongly recommends that you seek independent accounting, financial, taxation, and legal advice, tailored to your specific objectives, financial situation or needs, prior to making any investment decision. FIIG does not make a market in the securities or products that may be referred to in this document. A copy of FIIG's current Financial Services Guide is available at [www.fiig.com.au/fsg](http://www.fiig.com.au/fsg).*

*An investment in notes or corporate bonds should not be compared to a bank deposit. Notes and corporate bonds have a greater risk of loss of some or all of an investor's capital when compared to bank deposits. Past performance of any product described on any communication from FIIG is not a reliable indication of future performance. Forecasts contained in this document are predictive in character and based on assumptions such as a 2.5% p.a. assumed rate of inflation (unless otherwise stated), foreign exchange rates or forward interest rate curves generally available at the time and no reliance should be placed on the accuracy of any forecast information. The actual results may differ substantially from the forecasts and are subject to change without further notice. The information in this document is strictly confidential. If you are not the intended recipient of the information contained in this document, you may not disclose or use the information in any way. No liability is accepted for any unauthorised use of the information.*

---

*The contents of this document are copyright. Other than under the Copyright Act 1968 (Cth), no part of it may be reproduced, distributed or provided to a third party without FIIG's prior written permission other than to the recipient's accountants, tax advisors and lawyers for the purpose of the recipient obtaining advice prior to making any investment decision. FIIG asserts all of its intellectual property rights in relation to this document and reserves its rights to prosecute for breaches of those rights.*

---